

## what's in the POSIES catalog?



'28-34 Ford  
Front Springs,  
Spring Clamps ..... 4-6



'28-34 Ford  
Front End Kits ..... 7



'28-34 Ford  
Elipaside Kit ..... 8



'28-34 Ford  
Suspension Parts 8-9



'28-34 Ford  
4-Bars, Hairpins  
Panhard bars ... 10-11



'28-34 Ford steering  
& Shocks..... 12-13



'28-34 Brakes and  
Components ..... 14-15



'28-34 Ford  
Frame Parts..... 16



'28-34 Ford Rear  
Springs ..... 17



'28-34 Ford Rear  
Susp. Parts ..... 17-19



Ford Parallel Rear  
Spring Kits ..... 20



'35-48 Ford  
Front Springs ..... 22



'35-48 Ford  
Front End Kits ..... 23



'35-48 Ford  
Susp. Parts ..... 24-27



'35-48 Ford  
Brakes..... 28-29



Mustang II  
Suspension Kits  
and Parts..... 29



'35-56 Ford Rear  
Springs & Kits 30-34



'33-57 Chevy Rear  
Springs & Kits 33-36



57 Chevy Suspension  
Kits, Brakes,  
parts ..... 36-37



Mopar Springs..... 38



Universal Parallel  
Rear Spring Kits ... 38



Ford and Chevy Truck  
Springs, Parts ... 38-39



Shop Stuff & Info 44-46



Do's & Don'ts, Tees  
and Toys ..... 8, 11, 20, 45

Hot Rod Parts.. 46-74

"time to repair  
or update your rod?  
Call...."



- Suspension/Chassis Repair Installation and Alignment
- Vintage Air Installations
- Wiring & Lighting Updates
- Exhaust Fabrication and Repair
- Cooling System Service and Replacement
- Collision and Accident Repairs
- Flames and Custom Paint
- Minor and Major sheet metal fabrication
- Update your car to NSRA Safety Standards

Visit our showroom for:

- Vintage Air
- Colorado Custom Wheels
- Borgeson
- BFGoodrich Tires
- Painless Wiring
- Pete & Jakes
- Walker Radiators
- Lokar
- Master Power Brakes
- Tea's design
- Vintage Dynamat and many more!

online catalog:  
[posiesrodsandcustoms.com](http://posiesrodsandcustoms.com)  
or call 717-566-3340 M-F 9-5, Sat 10-1 PM,  
send \$4 for our NEW award winning 56 page Super Slide Springs and Hot Rod Parts Catalog and get a \$5 rebate towards your next purchase



join our



mail us your photo & info



Rick Love's 39 Ford coupe has over **105,000 miles plus** of fun cruising...repaint...multiple modifications...engine change... different wheels, but only one **POSIES Super Slide Spring!**



Steve Christman's 34 Ford coupe, Ford Power **150,000 miles** plus, all on a **POSIES Super Slide Spring**

Gene Boothby's 34 Ford. Fresh paint and... **183,481!!!! miles** on **POSIES Super Slide Springs**  
**Want to join our 100K CREW?**



Please send us details on your car, a photo and how many miles are on your Posies spring. We'll send you a gift package and use it in our promotions.

[www.posiesrodsandcustoms.com](http://www.posiesrodsandcustoms.com)



POSIES has been building street rods and street rod parts continuously since 1964. The POSIES nickname came about because of Ken Fenical's family florist business.

POSIES started building springs for customer cars when he couldn't get the low stance and ride he wanted with the springs available at the time. The POSIES line of suspension parts now includes everything you'll need to build a hot rod or custom that sits right and goes down the road the way you would expect.

All POSIES hot rod springs and suspension parts are designed to work together as a system. You don't have to pick and choose and wonder how it will work when you get it on the road.

And don't forget to call POSIES for all phases of car building from louvers to top chops to turn-key cars. Our full service shop can make your dreams come true.



# '28-34 Super Slide Front Springs


## WHY ARE POSIES SUPER SLIDE SPRINGS THE BEST FOR YOUR ROD?

**Experience** – POSIES has been building rods and customs continuously since 1964. We've used that experience to develop springs and suspension components that work together as a system.

**Selection** – It's hard to believe, but we have developed over 800(!) possible 1928-34 Ford front spring configurations. So, unless you're building a street rod with four wheels on the front and a turbine, we know what you need and have the correct spring in stock.

**Ride** – POSIES Super Slide Springs have die formed pockets at the end of the spring leaves that enclose a Moly-Nylon button that eliminates metal to metal friction between the spring leaves.

**Performance** – POSIES Super Slide Springs are computer designed and manufactured specifically for the best ride while providing proper load capacity for your hot rod. These springs are not de-arched stock




Low friction Moly-Nylon button gives a smooth ride

Rounded Ends, HPC and Clamps (pg 9) are available

springs. Each spring series is available in three heights to allow you to choose between an in the weeds or close-to-stock stance.

**Tour Tested Tough** – All POSIES parts are tested on our personal cars. We ride on what we sell. As the street rodding industry matures we now have customer's cars on the street with well over 100,000 miles on POSIES Super Slide Springs.



Stock front spring with stock "eyes"

Front spring with reverse "eyes"

Low front spring with reverse "eyes"

## POSIES Super Slide Springs are available 5 ways !

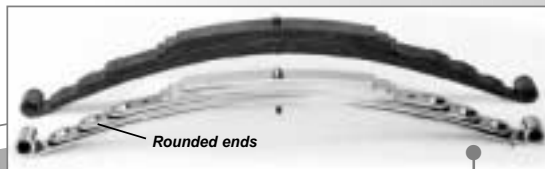
**Stock Eye**– Stock spring height

**Reversed Eye**– Most popular spring configuration we offer. Lowers car 2" from Stock eye spring

**Low Reversed Eye**– For in the weeds stance. Ideal for fender-less hot rods. Requires notching of frame. 1" Less arch than reverse eye spring.

**Heavy Applications**– Running a big block or hemi? We offer heavy versions of all front springs to handle the additional weight, yet still produce a great ride.

**Rounded Ends**– We offer, at an additional cost, rounding of the leaf spring leaves. The ends are hand finished giving the spring a smoother look.



Rounded ends

" POSIES' low '28-34 springs (no.1005L) are super low while still giving good tire clearance"

## Lower than Low! POSIES Super-Low Springs

Owners of '28-34 FORDS can now get 'em a little lower in front without sacrificing ride with Posies Super Low Super Slide. The super low spring has one-inch less arch than their standard street rod spring, yet has the same number of leaves to maintain necessary ride characteristics. It is available in 29, 30 or 31 inch widths to work with narrow or standard width front axles. A notch may be required in the frame rails for clearance on some applications, but for those that want to "put it in the weeds", this is the way to go. Spring leaf is drilled to locate spring clamps (sold separately).

## NEW! POSIES '28-34 Super Slide Rolled and Tapered Springs

"50's tradition infused with the latest technology."

Also known as the "Hollywood Roll", our rolled and tapered springs feature spring leaves with a stylish tapered finish to complement traditional built hot rods. Springs have hidden Super Slide Buttons providing smooth performance while retaining the traditional look. With the specially designed spring pack and incorporated technology, these springs will give your fender-less hot rod the ultimate in ride and traditional flair.



'28-48 FORD REAR

'28-34 FORD FRONT

## Why your rod should ride on posies springs



Each spring is assembled by hand



Springs undergo thousands of testing cycles and deflection tests

- Posies developed the world's first street rod in spring 1964. We've been building springs, suspension components and innovative rods and customs ever since.

- Posies developed the world's first street rod parallel leaf spring rear suspension kits
- We've developed more street rod and custom spring applications than anyone else.

Who better to spring your rod?

### WHAT ARE THE FEATURES AND BENEFITS OF POSIES SPRINGS

- Made in the USA of the highest grade tempered steel
- Strongest spring available for the longest life
- Reversed eye springs and kits
- gets your ride lower without sacrificing ride comfort
- Tour tested tough on thousands of cars for millions of miles
- No guesswork. you know our springs will fit and ride great
- Largest inventory of springs and kits
- No waiting for us to build and ship your order
- The biggest selection of suspension kits for any combination of frames and axles
- No extra parts to buy or installation hassles
- Precise illustrated installation instructions for each kit
- The novice street rodder can install with confidence
- The original spring and suspension kit manufacture
- reliable products and peace of mind

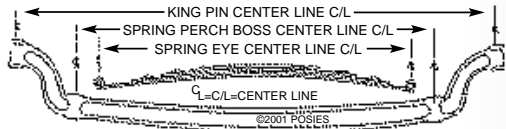


Thousands of springs in stock ready to ship

In short, it's easy for other manufactures to pop out of the woodwork and state they build "custom springs". The fact is that nobody has more experience building traditional hot rod and custom springs and suspension than POSIES.

Take advantage of our experience and give us a call. We've got the parts and the know how to help make your rod building easier.

## How to order a POSIES Super Slide Spring



**Please remember,** these are just a some of our most popular spring part numbers that fit most common combinations. As we mentioned, we have over 800 possible configurations for almost any combination such as coupe or sedan, small block vs hemi, so give us a call if yours isn't listed here. All springs have holes to locate spring clamps.

### 1928-34 FORD SUPER SLIDE SPRING APPLICATION CHART

**Axle Applications:** Super Bell and Magnum Narrow 46" I-Beam and Tube Axle, POSIES #4001 I-Beam, POSIES #4006 Tube

Part #	Description	Spring Eye C/L	Axle Perch Boss C/L	Axle King Pin C/L
1005	Reverse Eye	29"	34"	46"
1005L	Low Reverse Eye			
1005S	Stock Eye			
1005H	Reverse Eye Heavy			
1005RT	Rolled and Tapered			

**Axle Applications:** Vintage and Chassis Engineering I-Beam and Custom Length Tube axles

1004	Reverse Eye	30"	35"	47"
1004L	Low Reverse Eye			
1004S	Stock Eye			
1004H	Reverse Eye Heavy			
1004RT	Rolled and Tapered			

**Axle Applications:** Super Bell and Magnum Wide I-Beam and Tube Axles, POSIES #4004 I-Beam, POSIES #4005 Tube

1002	Reverse Eye	31"	36"	47 1/2"
1002L	Low Reverse Eye			
1002S	Stock Eye			
1002H	Reverse Eye Heavy			
1002RT	Rolled and Tapered			



### SPRING CLAMPS

Fits 1-3/4" front springs. Great as a dress up item and helps keep springs from "fanning" from improper alignment.

Part#	Description
1020	Polished Stainless Steel (pr)
1020E	Economy Steel (pr)

**Axle Applications:** Most Stock Ford Axles

1001	Reverse Eye	31 1/2"	36 1/2"	Stock Axles
1001L	Low Reverse Eye			
1001S	Stock Eye			
1001H	Reverse Eye Heavy			
1001RT	Rolled and Tapered			

**Special Applications:** Special Super Bell Tube Axles, Stock '37-40 Ford Axles, POSIES/ Magnum Axle #4003

1007L	Low Reverse Eye	28 1/4"	33 1/2"
1009	Reverse Eye	33 1/2"	38 1/2"

**Spring Options:** add to part #

RD for Rounded Ends

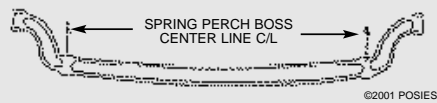
RC for Chrome\*

See Page 8 For Spring Accessories

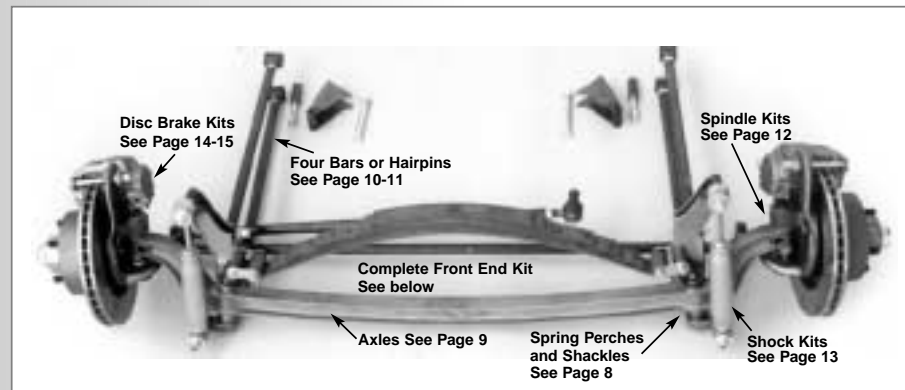
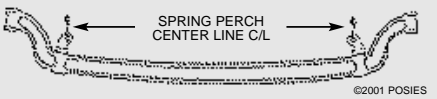
\* (Allow 4-6 weeks if not in stock)

### How to determine what length spring you need

**To measure for a Super Slide Spring using your axle** – measure C/L of spring perch boss to C/L of spring perch boss. Take that measurement and deduct 5". This will give you the length of your spring.



**To measure for a Super Slide Spring using perches** – measure C/L of spring perch to C/L of spring perch. Take that measurement and deduct 3". This will give you the length of your spring.



## '28-34 Complete Front End Kits **BUY COMPLETE KIT AND SAVE \$\$\$\$**

Complete suspension packages are designed to give you the correct combination of parts that will give your car the best ride, handling and stance. POSIES front end kits are built around the industry standard Super Slide Spring. We have many options available to meet your requirements. Choice of front spring height, I-beam or tube axle, 4-bar or hairpins, set up for Vega or Mustang steering, rotor bolt pattern and shock mounts. Call and POSIES sales staff will help with your selection, specify model year, body style and engine when ordering. Chrome and stainless options.

**Parts included:**

- Super Slide Spring
- Spring Perches
- Shock Kit
- Tie Rod & Drag Link
- I-Beam or Tube Axle
- Spring Shackles
- 4-Bar or Hairpins
- Panhard Bar
- Super Spindle Kit
- Super Brake Kit

Part #	Description
2800	Model A Front Suspension
3200	1932 Ford Front Suspension
3400	1933-34 Ford Front Suspension

## '28-34 " In Da Dirt " Kits

POSIES In Da Dirt kits form the core of a hot rods front suspension. We supply correctly matched parts so you don't have to worry about finding what works and what doesn't. You'll know its right the first time and save a few bucks over ordering the parts separately. Options include spring height, axle type, weld-on or bolt-on shock mounts, chrome and stainless. Specify model year, body style and engine when ordering.


**Here's what you get in the 28-34 kit. Save \$43.00**

- Super Slide Spring
- Spring Perches
- I-Beam or Tube Axle
- Shock Kit
- Spring Shackles

Part#	Description
29	Model A In Da Dirt Kit
32	1932 Ford In Da Dirt Kit
34	1933-34 Ford In Da Dirt Kit



" make a statement with POSIES' springs "



" REMEMBER this POSIES' built red & black '33? It's still cruising on Super Slide Springs "

## POSIES ElliptaSlide Front Suspension Kit

In our quest to stay on the cutting edge of street rod suspension trends, POSIES has developed the ElliptaSlide quarter elliptic spring kit for use in street rods. Though it's origins are found in track roadster history, we have made it possible for today's hot rodders to take advantage of the traditional look of quarter elliptic springs and provide a great ride for the street. Whether your project is hi-tech or traditional, the ElliptaSlide kit can be incorporated in either front or rear suspensions. Included in the kit are POSIES ElliptaSlide springs that feature rolled and tapered leaves with Super Slide Buttons, frame mounting brackets that has built-in adjustability to dial-in ride height, frame gussets, spring shackles and stainless spring clamps. Choice of spring rates for light or heavy applications. You can mount the shackles with our optional perch kit or devise your own mounting perch. Join the ranks of professional builders such as Bobby Alloway and Boyd Coddington, who have discovered the advantages of POSIES ElliptaSlide Springs.




Part#	Description
OK1	ElliptaSlide Spring Kit Light Applications
OK2	ElliptaSlide Spring Kit Heavy Applications
Q1000	ElliptaSlide Springs Light
Q1000H	ElliptaSlide Springs Heavy
1064	ElliptaSlide Spring Perch Kit

## '28-34 Ford Spring and Axle Parts

### FRONT SPRING PERCHES

Standard or adjustable perches made of forged steel. Adjustable perches allow you to dial out any spring bind caused when adjusting 4-bar to achieve proper front wheel caster. Adjustable perches are a must when using stock '28-34 Ford front crossmembers. Perch shank allows placement of lower shock mount. Use tapered washers if not using lower shock mounts.

Part #	Description	Part #	Description
1060	Stand. Perch Plain (pr)	1063C	Adjust. Perch Chrome (pr)
1060C	Stand. Perch Chrome (pr)	1063S	Adjust. Perch Stainless (pr)
1060S	Stand. Perch Stainless (pr)	2051	Tapered Washers (pr)
1063	Adjust. Perch Plain Steel (pr)		



### FRONT SPRING SHACKLES

For use with 1-3/4" wide front Super Slide Springs. POSIES Super Slide Springs and spring perches have 3/4" eyes. Some stock Ford spring perches have 11/16" eyes (verify).

Part #	Description
1056	Shackles Steel (pr)
1056S	Shackles Stainless (pr)
1056A	Bushing Kit 11/16" (4 pcs)
1056B	Bushing Kit 3/4" (4 pcs)
1056C	Bushing Kit 7/8" (4 pcs)



### FRONT U-BOLT KIT

Secures front spring to cross-member. Includes plate, u-bolts and nuts. Weld-on spring clamp plate welds tabs to crossmember and bottom plate bolts to tabs.

Part#	Description
1030	U-Bolt Kit Steel
1030C	U-Bolt Kit Chrome
1030B	U-Bolts and Nuts
1031	Weld-on Spring Clamp Plate



### SPRING CLAMPS

Fits 1-3/4" front springs. Great as a dress up item and helps keep springs from "fanning" from improper alignment.

Part#	Description
1020	Polished Stainless Steel (pr)
1020E	Economy Steel (pr)

## POSIES do's, don'ts and HOT tips

When you split the wishbone or run hairpin radius rods, the axle is forced to twist a little when you hit a bump, drop one wheel in a pot hole or simply go around a corner. I-beam axles will twist to accommodate this. I-beam axles work well with either split wishbones, hairpins or 4-bars.

Tube axles are very rigid and will not bend or twist without failing. **Do not use tube axles with a split wishbone or hairpin radius rods. You will break something and it won't be pretty!** Use only a 4-bar setup with tube axles because the four separate bars and somewhat flexible rod ends allow the axle to rotate and compensate for a one wheel bump without twisting. Tube axles are great. We use them on our own cars, but they must be used with a 4-bar setup.

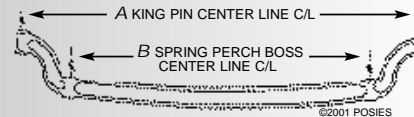
This is also why rear ladder bars that mount rigidly to the rear end and run out to the frame rails will twist the rear axle housing or break when run on the street.



## '28-34 Ford Front Axles

Our experience has shown that these axle sizes keep the wheels inside the fenders. Keeping the wheels tucked in the fenders allows for a lower ride height with adequate tire clearance. The right spring part numbers are suggested for each axle.

Please Note: If you are ordering an axle for use with a 4 Bar, order axle with 2-1/4" perch bosses. We have these axles in stock.



### 1928-34 FORD 4" DROP NARROW I-BEAM

Our most popular axle for 1928-34 hot rods. Great for fendered or hiboy styled cars. Cast from high strength 65-45-12 ductile iron. Accepts '37-48 Ford spindles. Use with 4-Bar or radius rods.

Dim "A"	Dim "B"	Recommended Super Slide Spring
46"	34 1/4"	29" - 1005 Series see page 6

Part #	Perch Boss	Description	Part#	Perch Boss	Description
4001	2 1/4"		4001-2	2"	
4001C	2 1/4"	Chrome	4001-2C	2"	Chrome
4001D	2 1/4"	Drilled	4001-2D	2"	Drilled
4001DC	2 1/4"	Drilled&Chrome	4001-2DC	2"	Drilled & Chrome

### 1928-34 FORD SUPER BELL ALUM "I" BEAM AXLE

The ultimate axle to trick out your ride. Computer designed and strength tested, forged from 7175-T74 aircraft aluminum. At 9.5 lbs this axle lightens the un-sprung weight of your hot rod. Accepts '37-48 Ford pass. car spindles.

Dim "A"	Dim "B"	Recommended Super Slide Spring
46"	34 1/4"	29" - 1005 Series see page 6

Part #	Perch Boss	Description	Part#	Perch Boss	Description
4001A	2 1/4"	Satin Polished	4001AP	2 1/4"	Full Polish
4001AD	2 1/4"	Drilled Satin Polished	4001ADP	2 1/4"	Drilled Full Polish

### 1928-34 FORD 4" DROP NARROW TUBE AXLE

Tube axles are an alternative to an I-beam axle. Smooth looks and great strength. **To be used with 4-Bars only.**

Dim "A"	Dim "B"	Recommended Super Slide Spring
46 1/2"	34"	29" - 1005 Series see page 6

Part #	Perch Boss	Description	Part#	Perch Boss	Description
4006	2 1/4"		4006-2	2"	
4006C	2 1/4"	Chrome	4006-2C	2"	Chrome

### 1928-34 FORD 4" DROP WIDE I-BEAM AXLE

Gives roadsters a wider looking track stance. Can be used with 4-Bars or radius rods. Not recommended for fendered cars with plans for a lowered stance.

Dim "A"	Dim "B"	Recommended Super Slide Spring
47 3/4"	36 1/2"	31" - 1002 Series see page 6

Part #	Perch Boss	Description	Part#	Perch Boss	Description
4004	2 1/4"		4004-2	2"	
4004C	2 1/4"	Chrome	4004-2C	2"	Chrome
4004D	2 1/4"	Drilled	4004-2D	2"	Drilled
4004DC	2 1/4"	Drilled & Chrome	4004-2DC	2"	Drilled & Chrome

### 1928-34 FORD 4" DROP WIDE TUBE AXLE

Wider stance tube axle for 1928-34 roadsters, not recommended for fendered cars. **Use with 4-Bars only.**

Dim "A"	Dim "B"	Recommended Super Slide Spring
47 1/2"	36 1/2"	31" - 1002 Series see page 6

Part #	Perch Boss	Description	Part#	Perch Boss	Description
4005	2 1/4"		4005-2	2"	
4005C	2 1/4"	Chrome	4005-2C	2"	Chrome

## '28-34 Hair Pin Radius Rods and Four-Bar Setups


### 1928-34 FORD PETE & JAKES 4-BARS

Works with aftermarket or stock Ford axles. Available for Vega or Mustang steering. Call and POSIES sales staff will help with your selection. Front brackets mount to axle using spring perches, rear brackets weld to frame. Hiboy style features long bars for a great look. Plain steel, chrome and stainless available (call).

When ordering add: "A" for 2 1/4" boss, "B" for 2" boss, "C" for chrome and "S" for Stainless to end of part number.

Example: 10720AC = 1932 Ford 4-Bar for axle with 2 1/4" perch boss, Vega steering and chrome.

Part #	Description
10710	Model A 4-Bar Vega Steering
10711	Model A 4-Bar Mustang Steering
10720	1932 Ford 4-Bar Vega Steering
10721	1932 Ford 4-Bar Mustang Steering
10722	1932 Ford 4-Bar Hiboy Style
10730	1933-34 Ford 4-Bar Vega Steering
10731	1933-34 Ford 4-Bar Mustang Steering
10732	1933-34 Ford 4-Bar Hiboy Style




### '28-34 FORD PETE & JAKES VIPER HAIRPIN BARS

For the traditional styled hot rod. Hairpins works well with I-beam axles. For use with Vega steering.

When ordering add: "A" for 2 1/4" boss, "B" for 2" boss, "C" for chrome and "S" for Stainless to end of part number.

Example: 10723AC = 1932 Ford Hairpin for axle with 2 1/4" perch boss and chrome.

Part#	Description	Part#	Description
10712	Model A Hairpin Kit	10733	1933-34 Ford Hairpin Kit
10723	1932 Ford Hairpin Kit		



### SO-CAL SPEED SHOP HAIRPIN RADIUS ROD AND BATWING KIT

These Hairpins scream HOT ROD! Polished stainless bars, batwings and hardware are the ultimate. Batwings incorporate lower shock mount and panhard bar mount. Parts available separately.

Part#	Description
60233	SO-CAL Radius Rods and Batwing Kit
60810	SO-CAL Radius Rods and Clevis Kit
60805	SO-CAL Batwings
62011	SO-CAL Panhard Bar for Radius Rod Kit (specify frame and axle)



### 1928-34 FRONT PANHARD BAR KIT

A panhard bar is required when using cross steering to prevent lateral movement of the axle that could effect steering. Improve handling and performance of your hot rod. Bracket welds to frame and other bracket mounts to batwing or axle. Please specify application.

Part#	Description	Part#	Description
1072	Panhard Bar Kit	1072S	Panhard Bar Kit Stainless
1072C	Panhard Bar Kit Chrome		

"Lekar's owner, Skip XXXXXX, says his 32 rides as good with six people as it does with two!"



## '28-34 Four-Bar Parts

### 4-BAR BATWINGS AND ADJUSTABLE BARS

These batwings accepts 4-bar rods using bushings with 1/2" bolts. Bars are 7/8" diameter and accept 5/8" threaded rod ends. Various lengths, steel and chrome available, call for more information.



### 4-BAR BUSHING KIT AND ROD ENDS

Rod ends are available straight, 5 or 9-degree angles for different axle widths. Ends feature 5/8" x 18 threaded stud. Bushings are packaged with 8 bushings, sleeves and retainers. Heavy-duty rod ends and threaded insert are used when modifying wishbones for hot rod use. Specify 1/2", 9/16" or 5/8" bolt size when ordering rod ends and bushing kits. Rod ends sold each.

Part#	Description	Part#	Description
1201	Bushing Set (8 pcs)	206	Heavy Duty 3/4" Rod End
1260	Rod End Straight	1206C	Heavy Duty 3/4" Rod End Chrome
1260C	Rod End Straight Chrome	1207	Weld-in 3/4" Threaded Insert
1261	Rod End 9 Degree		
1261C	Rod End 9 Degree Chrome		
1262	Rod End 5 Degree		
1262C	Rod End 5 Degree Chrome		



## POSIES do's, don'ts and tips

### 1. Measure before you order

Even if your car is original, measure everything to be sure. Somebody else may have changed the rear end or done other modifications. Especially measure the perch dimensions before ordering a spring.

### 2. Locate your axles visually too

When locating your rear suspension, don't rely totally on your measurements. It is best to have the body and fenders on the frame and make sure the tires are centered in the wheel openings. Many older cars stock wheel locations can be improved on, but it's hard to do without the body and fenders.

### 3. Engine mounts

Unrelated to suspension, don't permanently locate the engine mounts until you have verified the grille, radiator

fan, leading edge of the pulley system, exhaust and steering system and then the firewall. Keep in mind that the firewall should not dictate where your engine, fan and radiator are located. Don't compromise cooling system clearance and performance because you don't want to modify the firewall.

### 4. Shock travel

Make sure that the shocks are not too short and limiting wheel travel on full droop or too long and acting as bump stops before full travel is reached. Either condition will destroy the shocks and maybe damage the mounting points or other suspension components.

## '28-34 Ford Steering Parts

### 1928-34 SPINDLE KITS

POSIES Super Spindle Kits includes '37-41 style spindles, steering arms and bolts, king pin kit with kin pins, spindle nuts, grease fittings, and washers. We fit the king pins to the spindles FREE!! When ordering specify application.

Part#	Description
4110K	Super Spindle Kit for use with 4-bars / Hairpin Kits
4110KC	Super Spindle Kit for use with 4-bars / Hairpin Kits - Chrome Steering Arms
4111K	Super Spindle Kit for use with Wishbones / Radius Rods
4111KC	Super Spindle Kit for use with Wishbones / Radius rods - Chrome Steering Arms



### SPINDLES AND KING PIN KITS

Spindles patterned after '37-41 Ford. King pin kits include pins, locking pins and stop nuts, bearing and washers. King pin fitting service available.

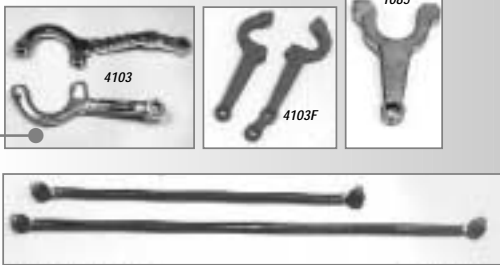
Part#	Description	Part#	Description
4100	Spindles - Plain	4111	'42-48 Ford King Pin Kit
4100C	Spindles - Chrome	4111A	'42-48 Ford King Pin Kit - Aluminum Top
4101	Spindle Nut Kit	4111S	'42-48 Ford King Pin Kit - Stainless Kit
4110	'37-41 Ford King Pin Kit		
4110A	'37-41 Ford King Pin Kit - Aluminum Top		
4110S	'37-41 Ford King Pin Kit - Stainless Kit		



### STEERING ARMS

Forged steering arms feature pre-bent shape for use with dropped axles using 4-Bar or wishbones. Comes with bolts. Stainless steel available (call).

Part#	Description
4103	Plain Steering arms (pr) - 4-Bar use
4103C	Chrome Steering arms (pr) - 4-Bar use
4102	Plain Steering arms (pr) - Wishbone use
4102C	Chrome Steering arms (pr) - Wishbone use
4103F	Economy Flame Cut Steel (pr) Arms - Bend to Shape
1085	Sling Shot Steering Arm for Side Steering
1085C	Chrome Sling Shot Steering Arm for Side Steering




### TIE RODS, DRAG LINKS AND TIE ROD ENDS

Please specify application. Parts available separately (call).

Part #	Description	Part #	Description
1073	Tie Rod	1073ELS	Left Hand Tie Rod End - Stainless
1073C	Chrome Tie Rod - w/ Chrome Ends	1073ER	Right Hand Tie Rod End
1073S	Stainless Tie Rod - w/ Chrome Ends	1073ERC	Right Hand Tie Rod End - Chrome
1074	Drag Link	1073ERS	Right Hand Tie Rod End - Stainless
1074C	Chrome Drag Link - w/ Chrome Ends	1076	Double Tie Rod End - Custom Cross Steer Applications
1074S	Stainless Drag Link - w/ Chrome Ends		
1073EL	Left Hand Tie Rod End		
1073ELC	Left Hand Tie Rod End - Chrome		



" POSIES' front ends get you in the weeds."




## '28-34 Ford Steering Parts

### STEERING BOXES

The Vega steering box is a compact unit that's easy to mount and fits well with-in the confines of a street rod chassis. Mustang steering boxes available also.

Part#	Description
MB140N	New OEM Vega Steering Box
MB140	Rebuilt Vega Steering Box
MB140A	Billet Aluminum Steering Box
MB140C	Vega Steering Box Aluminum Dress-up Top Cap
MB141	Rebuilt OEM Ford Mustang Steering Box



### STEERING DAMPER

Improves steering stability and helps eliminate bumps and vibrations.

Part #	Description
1071	Steering Damper, painted
1071C	Steering Damper, chrome



### PITMAN ARMS

Part#	Description
1079	Vega Pitman Arm
1079C	Chrome Vega Pitman Arm
1079S	Stainless Vega Pitman Arm
1080	Mustang Pitman Arm - 1 1/8" Shaft
1080	Chrome Mustang Pitman Arm - 1 1/8" Shaft



### STEERING BOX MOUNT

Part#	Description
4028	'28-34 Ford Vega Steering Box Mount - Weld-in




## '28-34 Ford Front Shock Stuff

### FRONT SHOCK KITS

Kits include choice of weld-on or bolt-on upper shock mounts (where applicable), lower shock mounts and shocks. Parts available separately. When ordering add to part number "C" for chrome shocks and "CA" for chrome shocks and chrome lower shock mounts.

Part #	Description
1050	1928-32 Shock Kit (Weld-on)
1051	1928-32 Shock Kit (Bolt-on)
1052	1933-34 Cars Shock Kit (Bolt-on)
1053	1933-34 Truck Shock Kit



### UPPER SHOCK MOUNTS

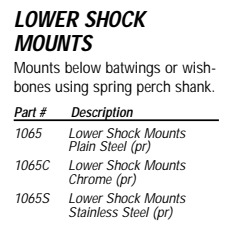
Weld-on or bolt-on for hot rod applications. Can be used for non Ford applications.

Part #	Description
1082	1928-32 Upper Shock Mounts Weld-on (pr)
1082B	1928-32 Upper Shock Mounts Bolt-on (pr)
1087	1933-34 Upper Shock Mounts Bolt-on (pr)
1088	Upper Shock Mounts Weld-on (pr) Hiboys only

### STREET ROD SHOCKS

Shocks specifically designed for hot rod use. You don't have to live with the harsh ride provided by off the shelf shocks found at local auto parts stores. Features hard chromed shafts and rubber bushed ends.

Part #	Description	
1044	Short Shock - Painted (pr)	7 1/2" closed - 10 1/2" open
1044C	Short Shock - Chrome (pr)	7 1/2" closed - 10 1/2" open
1045	Long Shock - Painted (pr)	10 1/2" closed - 14 1/2" open
1045C	Long Shock - Chrome (pr)	10 1/2" closed - 14 1/2" open
1046	Covered Long Shock - Painted (pr)	10 1/2" closed - 14 1/2" open
1046C	Covered Long Shock - Chrome (pr)	10 1/2" closed - 14 1/2" open



## '28-34 Ford Brake Components

### SUPER BRAKE KITS

Complete brake kit bolts-on to '37-48 spindles. No more searching for parts that may not match. This kit has been designed to give your street rod great braking performance. Includes caliper mounting brackets, new calipers with brake pads, vented rotors, bearings, seals, spindle nuts and associated hardware. Caliper options and high-end kits available, call for information. Kit pieces and replacement parts available separately (call).

Part #	Description
6100	Super Brake Kit 4 1/2" (Ford) Bolt Pattern
6101	Super Brake Kit 4 3/4" (Chevy) Bolt Pattern



### FUNCTIONAL FAKES BUICK STYLE FRONT BRAKE KIT

Traditional styled hot rods deserve this Buick style finned drum brake kit incorporating a modern disc brake system. Cast aluminum finned drums conceal an 11" Wilwood vented rotor using Wilwood dual piston aluminum calipers. This combination provides outstanding braking performance with traditional looks. Available for 5 lug wheels in 4 1/2", 4 3/4" and 5 1/2" bolt patterns. Fits original '37-41 Ford Spindles or POSIES #4100 reproduction spindles. Drums available in solid face or with kidney bean shaped ventilation holes. Kit comes with drums, calipers and pads, rotors, bearings, seals and hardware. Rear drum covers are available (call).


Part #	Description
6100FF	Buick Drum Style Brake Kit 4 1/2" (Ford) Bolt Pattern
6101FF	Buick Drum Style Brake Kit 4 3/4" (Chevy) Bolt Pattern
6102FF	Buick Drum Style Brake Kit 5 1/2"



### BRAKE LINE KITS

Braided stainless steel line kits for front calipers includes stainless lines, banjo bolts and washers, mounting tabs, clips and adapters. Thru-the-frame brake fittings are the only way to go for your ride. These stainless fittings allow a clean finished look to your brake line installation. The rear brake line is 19" long and goes from the rear axle to frame rail or rear crossmember.

Part #	Description
6100B	Stainless Brake Hose Kit for '78 up GM Calipers
6101B	Stainless Brake Hose Kit for Pre '78 GM Calipers
6100T	Mounting tab kit (3 pcs) with clips
6054	Thru-the-Frame Brake Fittings Stainless - Specify frame width
6050	Rear brake hose



## Mustang II Brakes

### BIG DISC BRAKE KIT

Includes new calipers, pads, brackets, 11" rotors, bearings, seals, spindle nuts, and dust covers

Part #	Description
6155	Disc brake kit, 4-1/2" BC
6155B	Stainless brake hose kit



### 5 LUG MUSTANG ROTORS

MP-008, 4-1/2" Chevy pattern  
MP-009, 4-3/4" Ford pattern

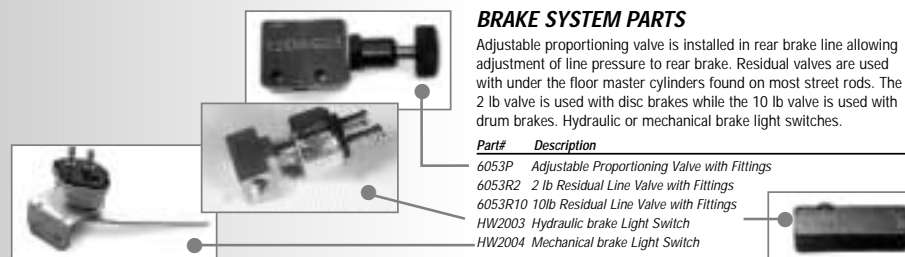


## '28-34 Ford Brake Components

### BRAKE SYSTEM PARTS

Adjustable proportioning valve is installed in rear brake line allowing adjustment of line pressure to rear brake. Residual valves are used with under the floor master cylinders found on most street rods. The 2 lb valve is used with disc brakes while the 10 lb valve is used with drum brakes. Hydraulic or mechanical brake light switches.


Part #	Description
6053P	Adjustable Proportioning Valve with Fittings
6053R2	2 lb Residual Line Valve with Fittings
6053R10	10lb Residual Line Valve with Fittings
HW2003	Hydraulic brake Light Switch
HW2004	Mechanical brake Light Switch



### DUAL MASTER CYLINDERS

For use with manual brake pedal assemblies.

Part #	Description
6052	Dual Master Cylinder for Model A
6051	Dual Master Cylinder for 1932-34 Fords



### BRAKE PEDAL ASSEMBLIES

Mounts master cylinder and pedal under floor in original locations. For use with manual master cylinders or power booster / master cylinder combinations. Includes frame bracket, pedal arm, pushrod and hardware.

Part #	Description	Part #	Description
6010	Model A Manual Pedal	6011P	1932 Ford Power Pedal
6010P	Model A Power Pedal	6012	1933-34 Ford Manual Pedal
6011	1932 Ford Manual Pedal	6012P	1933-34 Ford Power Pedal




### POWER BRAKE KITS

Mounts booster and master cylinder under floor in original location.

Includes booster, master cylinder, bracket, pedal arm and hardware.

Part #	Description
6015	Power Brake Kit Model A
6016	Power Brake Kit 1932 Ford
6017	Power Brake Kit 1933-34 Ford



### BRAKE AND CLUTCH ASSEMBLY

For street rods with manual transmissions. Weld on kit that includes manual dual master cylinder, single aluminum clutch cylinder, aluminum slave cylinder and hardware.

Part #	Description
6020	1932 Ford
6021	1933-34 Ford



" Bob and Karen Jones' POSIES' built all steel '32 rides on Super Slide Springs"

