


Vintage Air Components






" We build hoses to size with compression sleeves mail-order "



TITE FIT COMPRESSOR LINES
Pre-bent lines tuck in close for a custom look. Pre-1935 kit exits lines to rear 1935 and up kits exit to front.
35135-VUQA pre 1935 line kit
35135-VUQA with optional TiteFit nuts
35136-VUGA 1935 and up line kit
35136-VUQA with optional TiteFit nuts



ELECTRIC FAN THERMOSTAT KIT
thermostat, adapters, wiring
24170-VUT 170°
24190-VUT 190°
24210-VUT 210°



A/C AND HEATER HOSE KITS
Barrier Type Refrigerant Hose kits Includes enough hose to connect complete system, all O-ring fittings and crimp ferrules. 134a systems include fittings with service ports. Extra length hose kits available. Call about R-12 kits.

| Part# | Description |
|-----------|--|
| 31700-VUD | Hose kit with drier for 134a |
| 31702-VUD | Hose kit without drier for 134a |
| 31700-VUD | Hose kit with drier for 134a beadlock |
| 31707-VUD | Hose kit without drier for 134a beadlock |

Stainless steel A/C kits includes stainless hard and braided lines, tube ends with nuts, O-ring fittings and proline bulkhead plate.
31201-VUO Proline kit
31202-VUO Proline kit w/134a service port

Standard heater hose kits Includes 10 ft of 5/8" heater hose, choice of straight or 90° firewall bulkhead fittings and hose clamps.
31400-VUD 90° bulkhead fitting heater hose kit
31401-VUD Straight bulkhead fitting heater hose kit

Proline stainless steel heater line kit Includes stainless hard and rubber hose, tube ends with nuts, tube ends with barbs, and proline bulkhead plate.
31100-VUO Proline stainless heater line kit

SUPER FLOW MICRO TUBE CONDENSERS
Increased refrigerant contact with micro tube walls and multiple passes per circuit provides up to 40% more capacity than a comparably sized tube and fin condenser.

vertical super flow condenser designed for 32-40 Fords and most pre-48 cars. Includes brackets and #6 fitting
03332-VUC 20.75" H x 14" W x .75" thick

horizontal super flow condenser designed for late model cars with more grill area. Includes fitting clamp locks, O-rings, #6 and #8 90° barb fittings and brackets.

03245-VUC 12" H x 20" W x .83" thick* 03254-VUC 14" H x 20" W x .83" thick
03250-VUC 12" H x 23.9" W x .83" thick* 03255-VUC 12" H x 24" W x .83" thick
* captured O-ring outlets on pass side

TUBE AND FIN CONDENSERS
All tube and fin condensers mount with tubes running horizontal. not recommended for HFC-134a refrigerant.

vertical tube and fin
03000-VUC 22" H x 12" W x .1.25" thick (bottom exit)
03032-VUC 22" H x 12" W x .1.25" thick (side exit)

horizontal tube and fin
03040-VUC 16" H x 19.25" W x .1.25" thick (side exit)
03045-VUC 16" H x 19.25" W x .1.25" thick (straight exit)
03050-VUC 14" H x 22" W x .1.25" thick (straight exit)



CONDENSER FITTINGS
Call for everything you need to plumb the A/C.

MONSTER COOLER ELECTRIC FAN
3700+ CFM, the most powerful electric fan available. Adjustable bracket can be mounted vertical or horizontal. Includes adjust, thermostat, relays, wiring 18" dia., 19.75 across bracket, 5.125" deep. Chrome bracket optional
32018-VUUF monster fan
32018-VUQO monster fan, chrome bracket fan shroud optional



" POSIES' personal rides are cooled with Vintage Air "

Vintage Air Components

THINLINE ELECTRIC FANS

Straight blade design in pusher or puller design. Only 3/125" thick

| Part# | Description | Part# | Description |
|-----------|---------------------|-----------|---------------------|
| 32100-VUF | 10" pusher 1251 CFM | 32400-VUF | 14" pusher 1722 CFM |
| 32101-VUF | 10" puller 1251 CFM | 32401-VUF | 14" puller 1722 CFM |
| 32200-VUF | 12" pusher 1540 CFM | 32600-VUF | 16" pusher 2101 CFM |
| 32201-VUF | 12" puller 1540 CFM | 32601-VUF | 16" puller 2101 CFM |

SKewed BLADE ELECTRIC FANS

Reversible high volume blade design for maximum cooling efficiency

| | | | |
|-----------|-------------|--------------|----------|
| 32610-VUF | 10" dia | 2.625" thick | 1438 CFM |
| 32612-VUF | 12" dia | 2.625" thick | 1771 CFM |
| 32614-VUF | 14" dia | 3.000" thick | 1980 CFM |
| 32616-VUF | 16" dia | 4.250" thick | 2416 CFM |
| 32716-VUF | 16" dia HD* | 4.250" thick | 2700 CFM |

*(225 Watts)

COMBINATION ELECTRIC FAN and SHROUD

Tubular mounting bracket mounts vertical or horizontal. 23" x 17.5" can be trimmed to 22" x 16". Only 4.25" deep.

| | | | |
|-----------|------------|----------------|-----------|
| 34317-VUF | 15.25" dia | 18" x 21" | 2700+ CFM |
| 34318-VUF | 15.25" dia | 22-25" x 17.5" | 2700+ CFM |

Walker radiators

COBRA AND COBRA COOLMATE

The finest street rod radiators available. High efficiency cores are made of copper with one piece deep drawn brass tanks and heavy duty steel brackets custom designed for each application. All radiators except Ford flatheads have built in transmission cooler.

Cobra Radiators are designed for mild small blocks with stock or low compression ratios.



Cobra Air are same as above with built in air conditioning condenser **Z-Series** is a four-core design radiators for hot small blocks, big blocks, blower motors and flatheads.

Z-Series Air incorporates air conditioning condenser.

Condensers are compatible with R12 or R134a refrigerant. Specify Ford, Chevy or Flathead engines.

| Ford | Cobra | Cobra Air | Shrouds | Z-Series | Z w/air |
|------------------------------------|-------|-----------|---------|----------|---------|
| 1917-23 | C4811 | — | — | Z4811 | — |
| 1924-27 | C4812 | — | — | Z4812 | — |
| 1928-29 | 4871 | CAC4871 | — | S4871 | ZAC4871 |
| 1930-31 | 4872 | CAC4872 | D | S4872 | ZAC4872 |
| 1932 | C4912 | CAC4912 | C | Z4912 | ZAC4912 |
| 1933-34 | C4981 | CAC4981 | B | Z4981 | ZAC4981 |
| 1935 | C4881 | CAC4881 | B | Z4881 | ZAC4881 |
| 1936 | C4941 | CAC4941 | B | Z4941 | ZAC4941 |
| 1937-39 | — | — | E | Z4951 | ZAC4951 |
| 1939 Deluxe, 40 all, 40-41 pickups | C4971 | CAC4971 | A | Z4971 | ZAC4971 |
| 1941 Deluxe | C4961 | CAC4961 | A | Z4961 | ZAC4961 |
| 1942-48 | C4931 | CAC4931 | F | Z4931 | ZAC4931 |
| Chevy | | | | | |
| 1932 | C5121 | CAC5121 | B | Z5121 | ZAC5121 |
| 1933 Stand. | C5111 | CAC5111 | B | Z5111 | ZAC5111 |
| 1933 Mast | C5101 | CAC5101 | B | Z5101 | ZAC5101 |
| 1934-35 Stand. | — | — | B | Z5081 | ZAC5081 |
| 1934-35 Mast | C5091 | CAC5091 | B | Z5091 | ZAC5091 |
| 1936 | C5051 | CAC5051 | B | Z5051 | ZAC5051 |
| 1937 | C5011 | CAC5011 | B | Z5011 | ZAC5011 |
| 1938 | C5021 | CAC5021 | B | Z5021 | ZAC5021 |
| 1939 | C5031 | CAC5031 | B | Z5031 | ZAC5031 |
| 1940-41 | C5041 | CAC5041 | B | Z5041 | ZAC5041 |
| 1946-48 | C5131 | CAC5131 | F | Z5131 | ZAC5131 |
| 1947-53 PU | C5201 | CAC5201 | F | Z5201 | ZAC5201 |

Walker radiators also available for 30s-40s Buick, Pontiac, Olds, Dodge/Plymouth.



Radiator Shrouds

These shrouds have reduced temperatures up to 30°. Shrouds are vacuum formed high-impact semi-gloss black polyethylene. Fan holes are not cut so they can be custom fit to your application. See applications in radiator chart at left.

- A. WS-40 20" H x 21" W
- B. WS-50 22" H x 17" W
- C. WS-55 22" H x 17-1/2" W
- D. WS-55A 22" H x 18" W
- E. WS-60 23" H x 16" W
- F. WS-70 19-1/4" H x 20-1/8" W

Mullins Steering Gears

BILLET ALUMINUM STEERING BOX

You can't get any better than this! This manual steering box is a direct replacement of the popular Vega box and is designed for solid axle applications like Model As and 32-34 Fords. 22 to 1 ratio with 6" pitman arm.

| Part# | Description | Part# | Description |
|-------|------------------|-------|------------------------|
| A-1P | Polished, manual | A-1 | Machine finish, manual |

REBUILT OEM STEERING BOXES

Sold outright-no exchange. Good as new! Nobody does it better than Mullins.

MB-140 NEW OEM GM Vega steering boxes recently made available by Mullins, these boxes are new from the factory

| | |
|---------|------------------------------------|
| MB-122 | GM Manual |
| MBMUS | 1965-70 Mustang, manual |
| PS55-57 | Chevy Power Saginaw 605 Conversion |
| PS605 | GM Saginaw 605, power |



MULLINS BILLET ALUMINUM COLUMN

Clean, simple slim styling looks great in an open car. Available machine finish or polished. Standard lengths are 26, 30 and 36" long measured from steering wheel flange to bottom of tube. Steering wheel flange accepts any 3 bolt Bell or Grant type wheel. There are no internal provisions for turn signals or wiring. Shaft has 3/4-36 spline.

| | | | |
|------|--------------------------|-------|--------------------|
| C-26 | Machine finish, 26" long | C-26P | Polished, 26" long |
| C-30 | Machine finish, 30" long | C-30P | Polished, 30" long |
| C-34 | Machine finish, 34" long | C-34P | Polished, 34" long |

steering wheel, column drop and tach cup not included

MULLINS BILLET ALUMINUM STEERING WHEELS

Three or four spoke 3 bolt "Bell Style" split grip wheels are available in black, tan, dark blue, maroon, grey.

MULLINS COLUMN DROPS

Billet aluminum drops are available solid or open. Top mount is hinged for easy alignment.

Please Specify: 1-3/4", 2", 2-1/4" or 2-3/8" column. machine finish or polished 4, 5, 6, 7" drop, open or solid style

MULLINS FLOOR MOUNT

Billet aluminum swivel for easy alignment. Available with solid ring for floor shift columns or split to fit over shift lever or to install on column already in car. Add "P" to number for polished

| | | | |
|-------|-------------------|--------|--------------------------|
| FM134 | for 1-3/4" column | FM200S | for 2" column, split |
| FM200 | for 2" column | FM225S | for 2-1/4" column, split |
| FM225 | for 2-1/4" column | | |

1955-57 CHEVY FLOOR MOUNT

Designed to mount 2" column in original location and cover odd shaped hole in the floor. For floor shift columns or ididit columns with indexable shift levers.

AFM55-57P polished AFM55-57 machined finish

STEERING COLUMN TACH MOUNT




Clamps to 1-3/4", 2", 2-1/4" and 2-3/8" columns. Cup can be rotated to clock the tach in any position. Cups are machined for specific instruments, so specify manufacture. Machined finish or polished.

| | | | |
|------|-------------------|------|---------------|
| T134 | for 1-3/4" Column | T200 | for 2" Column |
| T225 | for 2-1/4" Column | | |

P&J PITMAN ARMS

Available plain steel, chrome and polished stainless.

| | | | |
|-------|-----------------------------|-------|--------------------------|
| 1080 | Mustang, plain | 1079 | Vega, plain |
| 1080C | Mustang, chrome | 1079C | Vega, chrome |
| 1080S | Mustang, polished stainless | 1079C | Vega, polished stainless |



ididit steering columns

BILLET ALUMINUM ROADSTER COLUMNS

Deco Column

Smooth clean design is ideal for open cars. Deco series column has a 9-bolt flange for most Lecarra type wheels. Polished finish.
DECO - specify 28", 30", 32" length

Roadstar I Column

has a 3-bolt flange for most "Bell" style wheels. Polished finish.

ROADSTAR I - specify 28", 30", 32" length

Roadstar II Column

Includes flashers and turn signals. 3-bolt flange accepts most "Bell" style wheels. Polished finish.

ROADSTAR II - specify 28", 30", 32" length

STEEL AND BILLET ALUMINUM COLUMNS

These columns feature ididits removable adjustable shift lever. This makes it much easier to install in the car because you don't have to cut a odd shaped hole to clear the lever. Just cut a simple round hole, remove the lever to install the column and "clock" the lever to the best position. Choose from plain steel and paint, chrome steel and polished or satin billet aluminum. All accept '69-up wheels and standard GM plug for flashers, horn and turn signals. Also includes column dress-up kit.

Floor Shift Column

Specify 28", 30", 32" or 35"

Steel, non-tilt, 1" DD shaft
Steel, tilt, 1" DD shaft
Chrome, tilt, 1" DD shaft
Chrome, non-tilt, 1" DD shaft
Alum, satin non-tilt, 1" x 48 spline
Alum, polished non-tilt, 1" x 48 spline
Alum, polished tilt, 1" x 48 spline
Alum, satin tilt, 1" x 48 spline
Alum, satin tilt-tele, 1" x 48 spline
Alum, polished tilt-tele, 1" x 48 spline

Column Add-On's

Add a headlight dimmer switch or windshield wiper switch in place of the standard tilt or turn lever.

CRUISE CONTROL COVER

Aluminum cover dresses up Rosta and many OEM cruise controls

Column Shift

Specify 28", 30", 33" or 35"

Steel tilt, 1" DD
Chrome tilt, 1" DD
Alum, satin tilt, 1" x 48 spline
Alum, polished tilt, 1" x 48 spline
Alum, satin tilt-tele, 1" x 48 spline*
Alum, polished tilt-tele, 1" x 48 spline*
*Specify 32.75, 36.75 or 39.75" length for telescopic column

COLUMN DRESS-UP KIT

Includes turn signal and tilt knob and handle and 4-way flasher knob

4914 dress-up kit, GM and Chrysler, 69-76 or newer with single screw through flat end. Specify if telescopic

FLOOR MOUNT

Solid and safe easy to install adjustable floor mount for 2 or 2.25" columns.
4913 floor mount

GEAR SHIFT KNOB

Aluminum, matches dress-up kit knobs.
4915 shift knob

SHIFT INDICATOR

High quality acrylic can be positioned anywhere for easy reading. Specify 3 speed or overdrive.

49156 shift indicator

Adjustable Shift Lever

62

BORGESON Steering Components

NEEDLE BEARING U-JOINTS

Borgeson U-Joints are the smoothest, strongest for their size steering u_joints you can buy. They are CNC machined from the finest steel, stainless steel or aluminum alloy billets. The needle bearings give smooth, zero play, maintenance free operation. All Borgeson components are available in any combination of smooth, double D or splined ends to connect almost any rack or steering box to any column. Single u-joints will accommodate up to a 35° angle.

Steel 16 Series U-joints

any combination of smooth, splined or DD ends

Stainless Steel 16 Series U-joints Comes in a maintenance free mill finish, polishing optional
any combination of smooth, splined or DD ends

Aluminum 16 Series U-joints Used in racing and OEM on Corvette for years, Borgeson billet aluminum u-joints are stronger than many other steel joints. Mill finish only. Can be polished at home.
any combination of splined and DD ends

94 and up Mustang "V" U-joints

Special "v" shaped clamp end for late model Mustang racks can be combined with any other end.

any combination of "V", smooth, splined and DD ends

Double U-joints

Any combination available in steel or aluminum. Accommodates angles up to 70° Bearing support is required. Available in steel or aluminum.

steel-any combination of smooth, splined or DD ends
aluminum-any combination of smooth, splined or DD ends

COMMON U-JOINT APPLICATIONS

| Columns | size | part# |
|-----------------|---------|-------|
| GM small spline | 3/4"-36 | 736 |
| GM large spline | 1"-48 | 148 |
| GM small DD | 3/4"-DD | 7DD |
| GM large DD | 1"DD | 1DD |
| Ididit steel | 1"DD | 1DD |
| Ididit aluminum | 1"-48 | 148 |
| Mullin | 3/4"-36 | 736 |

Steering Boxes/Racks

| | | |
|--------------------|------------|---------|
| GM Vega | 5/8"-36 | 636 |
| GM Model 122 | 3/4"-30,36 | 730-736 |
| GM Model 605 | 3/4"-30 | 730 |
| GM Model 800 | 13/16"-36 | 836 |
| 78-up Model 800 | 3/4"-30 | 730 |
| 84-Vette rack | 17mmDD | 6DD |
| Ford box | 3/4"-36 | 736 |
| Mustang man. rack | 9/16"-26 | 526 |
| Mustang pwr. rack | 3/4"-36 | 736 |
| Heldt's super ride | 9/16"-26 | 526 |
| Mullins Billet | 5/8"-36 | 636 |

SPLINED AND DOUBLE D SHAFTING

We recommend splined shafting to build your steering system because it is safe and easy to index or "phase" the u-joints. Double D shafting would be our next choice but you can only rotate shafts 180°. DO NOT WELD THE U-JOINTS TO THE SHAFTS. Pinning the u-joints to a smooth shaft would be a last resort. We don't recommend it. The easiest way to measure for shaft length is to order the joints first, use wood dowels to mock up the system and then order the correct length splined shafts.

Splined and DD shafts

3/4" steel with 2" of splines on each end in 2" increments from 2" to 36" long. Up to 1" can be trimmed from each end.

3/4" steel splined on one end, 5", 16" and 36" lengths only.

3/4" stainless steel with 1" of splines on each end in 1" increments from 4" to 36" long. Available in fractions of an inch additional charge.

3/4" aluminum, 2" of splines on each end, 2" increments from 4" to 36" long.

DD shafts

3/4" steel DD shafts Available in 18" and 36" lengths only.

3/4" stainless steel DD shafts Available in 22" lengths only.

COLLAPSIBLE and TELESCOPING SHAFTS

Collapsible intermediate shafts collapse 6.5" on impact.

3/4" DD and 1" DD tube. 18.5" long. Steel only.

Telescoping intermediate shafts acts as a safety measure or makes disassembly of system easier. 3/4" DD and 1" DD tube. Steel only, 24" or 36" long.

VIBRATION REDUCERS

Urethane sleeve isolates metal components for a more refined steering feel. Especially useful in reducing road shock transmitted by rack and pinion. Combination VR and u-joint can replace u-joint at box or column end. If used in-line, support bearing must be used. Steel or stainless.

Inline-female/female or male/female 9/16-26, 5/8-36, 3/4-30, 3/4-36*, 3/4-36" DD female, 3/4-36" male stub. Stainless cover available

Combination VR/u-joint 9/16-26, 5/8-36, 3/4-30, 3/4-36" 3/4-36" DD coupler end and any u-joint end. Stainless and polished stainless available.

SUPPORT BEARINGS

Must be used whenever more than two u-joints are used to prevent "looping" of the system. If a VR is used, it must be between support bearing and column to be effective. 3/4" shaft, steel or stainless. Polishing available.

COUPLERS AND ADAPTERS

Large assortment to adapt about anything. Call for info


tech: 717-566-3340

63

Lokar

AUTOMATIC TRANSMISSION SHIFTERS

Completely adjustable on trans for best position front to rear Positive gear engagement with park and neutral lock-out button and neutral safety switch. Specify 6", 8", 10", 12", 16" and 23" lever lengths. Choose from brushed aluminum or black mushroom or hi-tech knob engraved with shift pattern. Boots sold separately. Trans bracket also mounts floor mounted parking brake. For Ford, GM and Chrysler transmissions.



Choice of included knobs

NOSTALGIA SHIFTER

Completely adjustable on trans for best position front to rear Positive gear engagement with park and neutral lock-out button and neutral safety switch. Curved 23" lever with a black mushroom shaped knob. Boots sold separately. Trans bracket also mounts floor mounted parking brake. For Ford, GM and Chrysler transmissions

TAIL MOUNT AUTOMATIC TRANSMISSION SHIFTERS


Same features as above but uses tail housing bolts to mount with two positions. 6", 8", 10" and 12" lever lengths. Boots sold separately. Trans bracket does not accept floor mounted parking brake. For Ford, GM and Chrysler transmissions.

LED SHIFT INDICATOR

Electronic unit mounts on transmission and drives LED indicator that can be dash mounted or incorporated in billet shifter boots. Display is available in horizontal or vertical format.

Part# Description

- IND-1700 TH350, horizontal display
- IND-1709 TH350, vertical display
- IND-1701 TH400, horizontal display
- IND-1710 TH400, vertical display
- IND-1702 700-4R, horizontal display
- IND-1711 700-4R, vertical display
- INB-1727 TH350, vertical module, boot and display kit
- INB-1728 TH400, vertical module, boot and display kit
- INB-1720 700-4R, horizontal module, boot and display kit



COLUMN SHIFT LINKAGE

Figuring out the leverage and fabricating the linkage can be a real problem. This kit includes an adjustable ratio trans lever and rod. Bushings and rod ends included. For floor or column shift.

- ACA-1800 TH350, TH400, 700-4R, 200R4, 4L60, 4L60E, 4L80E
- ACA-1801 Ford C4/C6



SHIFTER BOOTS

Boots come with choice of polished stainless or billet base and stainless screws. Classic boot has polished stainless bezel on top of boot

- 70CLB Classic shifter boot
- 70HRB Hot Rod shifter boot
- 70EHB Trans mount e-brake boot
- 70EHB Floor mount e-brake boot



BACK-UP LIGHT/ NEUTRAL SAFETY SWITCH

functions as a neutral safety switch OR back-up light switch. not designed to do both.

- BL-1400U TH350, TH400, 700-4R



TRANSMISSION MOUNT EMERGENCY BRAKE

Mounts to the Lokar trans floor shift bracket. Lever available in two lengths to compliment shift handles. Heat treated ratchet cut gear plate and lock. Includes hardware and cable kits

- EHB-7011 with 11" handle
- EHB-7016 with 16" handle



8-BALL SHIFTER KNOB

Dress-up your shifter. Features lockout button SK6850 8-ball knob



FLOOR MOUNT EMERGENCY BRAKE

Bracket mounts to floor. 10" Lever. Heat treated ratchet cut gear plate and lock. Includes hardware and clevis for connection to Lokar cables (sold separately)

- EHB-7000F 10" handle floor mount



UNDER-DASH MOUNT EMERGENCY BRAKE

Easily adjustable brackets for any application with 9" of space. Heat treated ratchet cut gear plate and lock. Includes hardware and cables for connection to Lokar cables (sold separately)

- EFB-9000 ball milled pad
- EFB-9001 rubber pad insert
- EFB-9002 windowed arm, ball milled pad
- EFB-9003 windowed arm, rubber pad insert
- EC-8001U Connector cable, black
- EC-8001HT Connector cable, stainless

Lokar

EMERGENCY BRAKE CABLES

Lokar's emergency brake cable sets include (2) 8 foot premium quality stainless cable with a teflon lined black or stainless housings for smooth operation. Cables feature aluminum adjusters and ferrules to resist fraying, adjustable cable lock and clevis. Backing plate fittings can be removed without removing cables. Floor mount set includes floor bracket. Trans mount kit includes bracket to mount to emergency brake bracket.

- EC-80FHT Universal 8-9" Ford, GM, Chrysler, Lincoln disc cables, braided stainless
- EC-80JAGHT Jag rear cables, braided stainless housing, specify year
- EC-80THT Trans mount universal cables, braided stainless housing
- EC-80JAGHT Trans mount Jag rear cables, braided stainless housing
- EC-8004HT '42-54 Chevy truck cables, braided stainless housing
- SUBSTITUTE 'U' FOR 'HT' TO SPECIFY BLACK CABLE HOUSING
- 1988 AND UP CORVETTE CABLES REQUIRE "WILWOOD" CLEVIS

OEM EMERGENCY BRAKE HANDLE CABLES

Lokar's emergency brake connector cables connect OEM handles to Lokar universal emergency brake cables. 7 foot long with adjusters and ferrules to resist fraying. Available with black or stainless housing.

- EC-8000HT '37-48 Ford
- EC-8003HT '39-48 Chevy
- EC-8002HT '37-48 Plymouth/Dodge
- SUBSTITUTE 'U' FOR 'HT' TO SPECIFY BLACK CABLE HOUSING

THROTTLE and KICKDOWN CABLES

Not just braided hose, these cables use a specially extruded liner and premium stainless for smooth performance.

- TC-1000HT 24" SS throttle cable
- TC-1000HT36 36" SS throttle cable
- TC-1000U 24" Universal black throttle cable
- TC-1000U36 36" Universal black throttle cable
- TC-1000TP Tuned-port SS throttle cable
- TC-1000BLD Blower drive SS throttle cable
- TC-1000LS1 L51 36" SS throttle cable (ram-jet)
- KD-2350HT GM TH-350 transmission kickdown cable
- KD-2350TP GM TH-350 transmission kickdown cable, tuned-port
- KD-2350BLD GM TH-350 transmission kickdown cable, blower drive
- KD-2700HT GM 700-R4 transmission kickdown cable
- KD-2700TP GM 700-R4 transmission kickdown cable, tuned-port
- KD-2700BLD GM 700-R4 transmission kickdown cable, blower drive
- KD-20C4HT Ford C4 transmission kickdown cable
- KD-2AODHT Ford AOD transmission kickdown cable
- MANY MORE GM, FORD AND CHRYSLER APPLICATIONS, PLEASE CALL

THROTTLE CABLE BRACKET AND SPRING KITS

Polished stainless brackets mount to back of Holley, Edelbrock, AFB, Quadrajel and in-line dual quads. Brackets also available for tri-power rear Rochester carb and LT-1 TPI. Includes GM style double stainless spring.

- SRK-4000 4 bbl. carburetor bracket with springs
- TRP-4003 Tri-Power carburetor bracket with springs
- TCB-40LT1 92-93 LT-1 throttle/kickdown bracket with kickdown lever
- TCB-40LT4 94-up LT-1, LT4 throttle/kickdown bracket with kickdown lever
- TCB-40RJ Ramjet throttle cable bracket
- TCB-40EFI Ford EFI throttle cable bracket

OEM TH-350 KICKDOWN CABLE

OEM GM style cable with black plastic detent housing and cable combined with Lokar's polished stainless bracket. Designed for 4 bbl. Chevys

- KD-2350U OEM kickdown cable and bracket

CRUISE CONTROL CABLE

For use with "Rostra" cruise control units. Stainless housing w/5 foot stainless inner cable

- CC-1600U Black cable
- CC-1601HT Stainless steel cable
- CC-1602U TPI Black cable
- CC-1603HT TPI Stainless steel cruise control cable



TH400 ELECTRIC KICKDOWN KIT

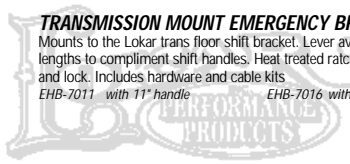
Billet aluminum housing activates kickdown and is controlled by TH350 like carb mounted cable. This design eliminates carb or throttle pedal switch and wiring.

- KD-2400HT TH400 electric kickdown

TPI CABLE BRACKETS

Billet aluminum brackets mount either just throttle, throttle and kickdown or throttle, kickdown and cruise control. Cables sold separately.

- TCB-40TP1 Billet bracket with one hole
- TCB-40TP2 Billet bracket with two holes
- TCB-40TP3 Billet bracket with three holes



LoKar

ENGINE DIPSTICK TRANSMISSION DIPSTICK

Flexible braided stainless teflon lined tube and heat resistant easy-read dipstick solve many tight installation problems. Engine dipsticks clear tight header installations. Transmission dipsticks are available as a bell housing mount for fenderless cars and firewall mount for fendered cars. Transmission dipsticks include a funnel adapter. Handles seal with a rubber o-ring.

engine dipsticks

ED-5001 80-up SB Chevy
ED-5002 79-earlier SB Chevy
ED-5003 BB Chevy
ED-5004 86-95 Ford 5.0
ED-5005 351 Ford Screw-in
ED-5006 502 BB Chevy
ED-5008 GM LS1
ED-5009 GM Vortec Ramjet 350

transmission dipsticks

TD-3350400FM GM TH-350 firewall mnt.
TD-3350400FM GM TH-400 firewall mnt.
TD-3400TM GM TH-400 trans. mount
TD-3700TM GM 700R4 trans. mount
TD-3700FM GM 700R4 firewall mnt.
TD-30C4TM Ford C4 trans. mount
TD-30C4FM Ford C4 firewall mount
CALL FOR MORE GM, FORD AND CHRYSLER APPLICATIONS.

transmission dipsticks

TD-3350TM GM TH-350 trans. mount

BILLET PEDAL ASSEMBLIES

Ball milled billet throttle pedal assembly is spring loaded and splined for right or left orientation of foot pad. Spine also allows for adjustment of pitch of pedal. All pedals are available ball milled or with rubber inserts. XL series has larger brake and throttle pedals.

standard size pedals

BAG-6001 ball milled gas pedal
BAG-6002 ball milled brake pad
BAG-6003 ball milled dimmer pad
BAG-6004 rubber insert gas pedal
BAG-6005 rubber insert brake pad
BAG-6006 rubber insert dimmer pad

"XL" extra large size pedals

BFG-6010 XL ball milled gas pedal
BFG-6011 XL ball milled brake pad
BFG-6012 XL rubber insert gas pedal
BFG-6013 XL rubber insert brake pad

CHROMED PEDAL ASSEMBLIES

If your not into billet, these are the pedals for you. Chromed steel throttle pedal assembly is spring loaded and splined for right or left orientation of foot pad. Spine also allows for adjustment of pitch of pedal. Pedals have rubber inserts for comfort and safety. XL series has larger brake and throttle pedals.

standard size pedals

SG-6007 chrome/rubber gas pedal
SG-6008 chrome/rubber brake pad
SG-6009 chrome/rubber dimmer pad

"XL" extra large size pedals

SG-6016 XL chrome/rubber gas pedal
SG-6017 XL chrome/rubber brake pad

FLOOR MOUNT GAS PEDAL

Billet and rubber pedal mounts to floor and hides cable hook-up under floor. Eliminates the need to run throttle cable through firewall.

FMG 6097 Billet Floor mount gas pedal

FMG 6097 Billet Floor mount gas pedal w/ rubber insert

INTERIOR DOOR OPENER

Billet aluminum design compliments early interiors.

IDH-2000 Door opener

IDH-2001 Door opener (polished)

HOOD AND TRUNK RELEASE KIT

Premium Teflon lined stainless or black cable with machined aluminum firewall fittings for 9 foot cable. Trunk cable is 15 feet. Each release is also available separately.

CHT-1300HT Combination hood and trunk release, stainless housing

CHT-1300U Combination hood and trunk release, black housing

TR-1200HT Trunk release, stainless housing

TR-1200U Trunk release, black housing

HR-1100HT Hood release, stainless housing

HR-1100U Hood release, black housing

SPEEDOMETER CABLES

Premium 7 foot teflon lined stainless or black cable with machined aluminum fittings. You cut to fit. Speedo end fits any 5/8"-18 male thread. Transmission ends vary per transmission. Call for GM, Ford and Chrysler applications.


CHROMED SPOON PEDAL

Chromed steel throttle pedal assembly is spring loaded and splined for right or left orientation of foot pad. Spine also allows for adjustment of pitch of pedal. Brake and dimmer pedals have rubber inserts

SPO-6070 Spoon gas pedal

SPO-6071 Round brake pedal w/ rubber pad

SPO-6072 Round dimmer w/ rubber pad



Juliano's Interior Products

RETRACTABLE 3 POINT SHOULDER HARNESS

Meets or exceeds OEM safety standards with factory style and function. Installation is easy with the included special anchor plates and hardware. Available in eight colors.

Hard arm style belt receptacle best for bucket seats. 140" total length. JU0103** specify black, grey, charcoal, tan, dark blue, taupe, maroon, black/red belt

Soft arm style receptacle best for bench seats were belt is inserted between seat and seat back. 140" total length. JU0163** specify black, grey, charcoal, tan, dark blue, taupe, maroon, black/red belt

RETRACTABLE 2 POINT LAP BELTS

Meets or exceeds OEM safety standards with factory style and function. Use anchor plate kits for mounting. Available in six colors.

Hard arm style receptacle best for bucket seats. 72" total length. JU0102S** specify black, grey, dark blue, maroon, black/red webbing, taupe

Soft arm style receptacle best for bench seats were belt is inserted between seat cushion and seat back. 72" total length. JU0162** specify black, grey, dark blue, maroon, black/red webbing, taupe

Mini hard arm style for low profile bucket seats. 72" total length. JU0102** specify black, tan, taupe, red, maroon, dark blue, grey or charcoal

Mini soft arm style for low profile bucket seats. 72" total length. JU0162S** specify black, grey, dark blue, maroon, black/red webbing, taupe

CHROME LIFT LATCH LAP BELTS

60s styling OEM quality. 74" total length. 25 colors to choose from. See price sheet for colors

ANCHOR PLATES

Specially rounded shape reinforces floor and doesn't tear through as a bolt and washer would under impact. Kit includes 2 threaded plates, bolts and washers to mount belts for one person. Also great for mounting seats

JU010600 anchor plates for lap belts

JU010700 anchor plates for 2 point hard arm retractable belts

JU010800 anchor plates for 2 point soft arm retractable belts

HALOGEN TAILLIGHTS

Two extra bright taillight bulbs (2x brighter than 1157) and a halogen brake light bulb for extra visibility and safety day or night. Molded lens, billet bezel and hidden fasteners for smooth looks.

JU017100 halogen taillight 7.5" L x 1.5" H x 3" deep, pair

37-39 FORD AEROBRITE HALOGEN HEADLIGHT SYSTEM

Juliano's has developed a molded polycarbonate lens to replace the thick candy dish original. Lens can be purchased separately or as part of a complete system that uses an adjustable bracket to mount a high-performance Hella halogen headlamp in the original bucket (not included).

JUA37LEN 37-38, 39 Standard, lens only, pair

JUA39LEN 39 Deluxe, lens only, pair

JUAER0371 Headlight System, 37-38, 39 Standard, pair

JUAER0372 37-38, 39 Stand, System pre-assembled in a repro. bucket, pair

JUAER0391 Headlight System, 39 Deluxe, pair

JUAER0392 39 Deluxe, system pre-assembled in a repro. bucket, pair

JUA37FP2 37-38, 39 Standard, filler panel with molded in turn signal, pair

JUA39FP2 39 Deluxe, filler panel with molded in turn signal, pair

Filler panel also available without turn signals

SYSTEM 1 includes lenses, bulbs and brackets

SYSTEM 2 includes system 1 plus repro buckets and fender gaskets

ROSTRA CRUISE CONTROL

The most sophisticated cruise control available. Advanced electronics makes it easy to install and calibrate. Compatible with carbs or EFI and distributorless ignition. Use with existing column control or choose from a wide range of OEM style controls. An added bonus is the industries most complete installation manual.

JU02501223 cruise control

JU02503032 universal control-fits over original stem



PUSH BUTTON LAP BELTS

Factory style and function. Use available anchor plate kits for safe mounting. Available three lengths.

JU0581 58" total length, for one person

JU0601 60" total length, for one person

JU0101 74" total length, for one person

specify black, tan, taupe, red, maroon, dark blue, grey or charcoal



HALOGEN REPRODUCTION TAILLIGHTS

Highest quality reproduction tail lights retrofitted with superbright taillight bulbs and halogen brake light bulbs.

JU015000 28-32 Ford, left

JU015400 28-32 Ford, right

JU015100 33-36 Ford, left

JU015500 33-36 Ford, right

JU015200 39 Ford

JU015600 40 Ford

JU015300 42-48 Ford

do-it-yourself kits are also available for '28-51 Ford and '33-48 Chevy

EASY-ANGLE COLUMN MOUNTS

Billet aluminum ball joint make it easy to mount column to floor and dash.

Compensates for angles up to 30°

Splits for easy assembly. Available for 1-3/4", 2", 2-1/4" and 2-3/8"

columns. Column drops have 3-1/2", 4-1/2", 5-1/2"

drop. Satin or polished.

orders:
717-566-3340

